Kensington

VeriMark Windows 11 Manual Driver Install

Install the driver through Windows 11 Manual driver install

1. On the VeriMark support page, select **VeriMark** to go to the setup guides and driver download.

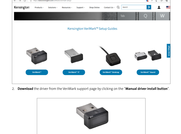

2. **Download** the driver from the VeriMark support page by clicking on the **'Manual driver install button'**.

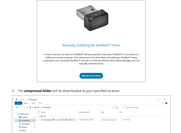

3. The **compressed folder** will be downloaded to your specified location.

4. **Extract** the files of the compressed folder to a selected destination.

5. A **folder** with the extracted files will be created.

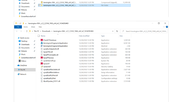

6. Go to **Device Manager** and right click on the unknown device and select **Update driver**.

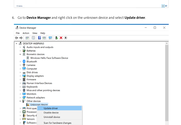

7. Click on **'Browse my computer for drivers'**.

8. Select **Browse** to select a folder on your machine.

9. **Choose** the extracted folder location on **Step 4**.

10. Click **Next** to install the driver.

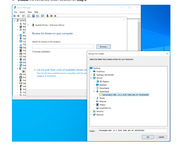

11. **Driver Install** will take a couple of minutes.

12. Once **successfully installed** click close.

13. Kensington Fingerprint key will show on device manager.

VeriMark™ Windows 11 (Windows Hello) Setup Guide

6. Click on **Start** on the taskbar and **click** on **Settings**.

7. Click on **Accounts** to show sign in options.

8. Click on **Sign-in** options.

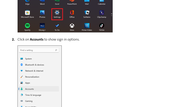

9. Alternatively, you can **click** on the **magnifier glass** on the taskbar and **search** for **'Windows Hello'**.

10. Click on **Fingerprint recognition (Windows Hello)** and **Set up**.

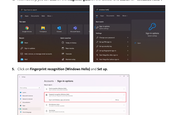

11. On the next window **click** on **Get Started**.

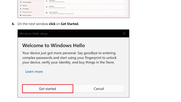

12. If it is the first time using Windows Hello, you need to add a security PIN. Enter a security key PIN then click OK for next step.

13. Click **PIN** has been set up enter it on the **Windows Hello setup.**

14. **Touch** the Fingerprint sensor you repeatedly.

15. **Continue lifting and touching** the sensor to read fingerprint.

16. Click **Close** to finish fingerprint enrollment or **Add another finger** to set up another fingerprint.

17. To remove the Fingerprint from the USB dongle click on **remove**.

For more information, please visit our website at www.kensington.com or contact our technical support team at 1-800-535-4242, 1-800-331-0963 or techsupport@kensington.com.

Kensington and the Kensington logo are registered trademarks of ACCO Brands Corporation. All other registered and unregistered trademarks and copyrights are the property of their respective owners. Specifications are subject to change without notice. © 2022 ACCO Brands Corporation.

Kensington
The Professionals' Choice